



# 2017-18 Land Capital & Operating Budget

City Council - January 23, 2017



# Assumptions




- Budget prepared according to:
  - Corporate Budget Guidelines
  - Council Priorities
  - Approved Policies
  - Business Plan

# Capital Budget 2017/18

<i>\$ 000's</i>	Existing Budget	Reductions	Additions	Amended Budget
<b>Ranchlands</b>	\$ 38,284	\$ -		\$ 38,284
<b>Southlands</b>	69,366	-		69,366
<b>Saamis Heights</b>	10,000	-		10,000
<b>Brier Run</b>	32,750	27,250		5,500
<b>Riverwalk</b>	50,200	45,200		5,000
<b>Airport (Commercial, Industrial)</b>	6,000	-		6,000
<b>Burnside</b>	2,000	1,600		400
<b>Other Miscellaneous Projects</b>	8,237	150		8,087
<i>- Inventory Review</i>			100	100
<i>- Burnside Hts Access Control</i>			150	150
<b>Total Capital Budget</b>	\$ 216,837	\$ 74,200	\$ 250	\$ 142,887



# Anticipated Commercial / Industrial Capital Works

Development Activity for 2017 and 2018						
Subdivision	ID	Plan	Design	Build	Sell	Selling Date
Airport North						2018
Airport East						2018/2019
BrierRun Commercial and Industrial						2019

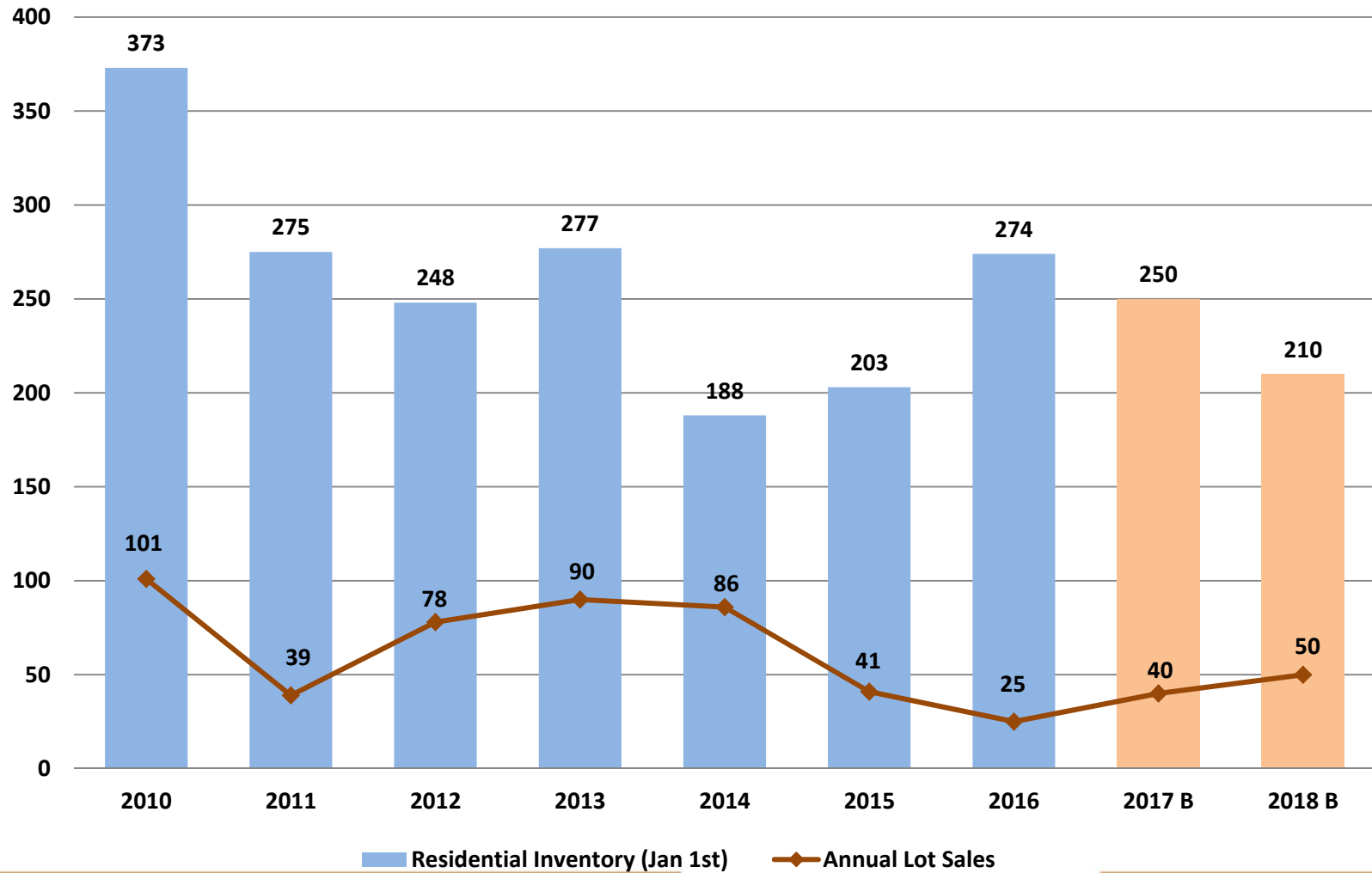


# Anticipated Residential Subdivision Capital Works

Development Activity for 2017 and 2018						
Subdivision	ID	Plan	Design	Build	Sell	Selling Date
Ranchlands 3C		◆—————◆			◆	2018/2019
RiverWalk		◆————◆				2023
Brier Run Residential		◆				2024



# Residential Lot Sales vs. Inventory



# Operating Budget 2017/18

<i>\$ 000's</i>	2014	2015	2016	2016	2017	2018
	Actuals	Actuals	Forecast	Budget	Request	Request
<b>Total Revenues</b>	\$ 11,498	\$ 8,006	\$ 5,724	\$ 11,685	\$ 6,047	\$ 7,147
<b>Expenses</b>						
Cost of Land Sold	6,608	3,874	2,295	7,786	3,600	4,333
All Other Expenses	1,716	1,641	1,813	1,715	1,581	1,626
<b>Total Expenses</b>	<b>8,324</b>	<b>5,515</b>	<b>4,108</b>	<b>9,501</b>	<b>5,181</b>	<b>5,959</b>
<b>Net Operating Revenue</b>	<b>\$ 3,174</b>	<b>\$ 2,491</b>	<b>\$ 1,616</b>	<b>\$ 2,184</b>	<b>\$ 866</b>	<b>\$ 1,188</b>
<b>Dividend to Community Capital</b>						
Net Operating Revenue	3,174	2,491	1,616	2,184	866	1,188
Add: Cost of Land Sold	6,608	3,874	2,295	7,786	3,600	4,333
Deduct: Capital Dev't Cost	(4,748)	(10,044)	(3,472)	(12,005)	(8,325)	(11,101)
Distributable Cash	5,034	(3,679)	439	(2,035)	(3,859)	(5,580)
<b>Dividend Payable</b>	<b>\$ 5,034</b>	<b>-</b>	<b>\$ 439</b>	<b>-</b>	<b>-</b>	<b>-</b>