



Residential Recycling,
Yard Waste & Household Waste

Collection Guide



PROTECT YOUR CARTS

Every cart has a serial number which is associated to your individual address/utility account. Although the carts are the property of the City of Medicine Hat, each cart becomes the homeowner's responsibility once delivered and must remain at the assigned address.

Write your address on each cart with a permanent marker in the space provided on the cart lid.

Make note of the cart serial numbers to help identify your cart if there is a problem:

Household Waste Cart (Grey) Serial #:

Yard Waste Cart (Green) Serial #:

Recycling Cart (Blue) Serial #:

DAMAGED, STOLEN OR LOST CARTS

If a cart goes missing, it is the homeowner's responsibility to search for the cart along the nearby street or lane by comparing visible carts with the serial number assigned to your address.

Contact Environmental Utilities if you are unable to locate your cart, or if it is damaged.

Any carts that are stolen or damaged through neglect or misuse will be replaced at the utility account holder's expense.

WHAT GOES WHERE?

Blue Recycling Cart

- » Acceptable materials: cardboard, newspaper, mixed paper, plastics (#1-7) and tin/aluminum are accepted.
- » Refer to www.medicinehat.ca/recycle for all acceptable materials.
- » **No need for sorting**, simply place all clean recyclable materials loosely in the blue recycling cart.
- » Bundle plastic bags into one clear bag and place loose papers inside a cardboard box in order to reduce litter and to protect the machinery at the sorting facility.
- » Recyclable cans, bottles and cartons are accepted; however, it is recommended that they are taken to a bottle depot to receive the recycling deposit fee back and to avoid the possibility of scavenging.
- » **NO** Glass or Styrofoam.
 - Glass can be deposited at one of the bulk recycling depots.
 - Styrofoam should be placed inside a bag (so it doesn't stick to the sides) and disposed of in the grey cart.



Bulk Recycling Depots

- » Glass products, and excess materials that may not fit in your blue recycling cart, are accepted at the bulk recycling depots. Take advantage of this option to reduce the amount of waste going to the Landfill.
- » You are encouraged to take recyclable cans, bottles and cartons to a bottle depot to receive your deposit back.





Grey Cart

- » Household waste intended for disposal at the Landfill should be placed in the grey cart.
- » Residential garbage items which are non-recyclable, and cannot be reused, composted or placed in the yard waste cart, are accepted.
- » **NO** hazardous materials, demolition materials and/or construction waste.

Yard Waste Cart

- » Grass clippings, leaves, weeds, small branches and garden materials are accepted.
- » Place materials loosely in the cart.
- » **NO** plastic bags or pet waste, construction waste, food scraps, paper, garbage, rocks, dirt, sod, concrete or ashes.
- » Carts with contaminated materials will not be collected.



Waste Management Facility (Landfill)

- » Materials that are not accepted in any of the carts, at the bulk recycling depots, or at donation centers, can be taken to the Waste Management Facility for diversion or burial in the Landfill.
- » Materials that should be designated for diversion or safe disposal include, but are not limited to: household hazardous waste (HHW), electronic equipment (E-waste), batteries, cell phones, used oil, paint and automobile tires. Unless these materials are in a mixed load, tipping fees will not apply.
- » Construction/demolition waste, scrap metal, bulky items, etc. are accepted at the Waste Management Facility. Regular tipping fees may apply.



SET-OUT INSTRUCTIONS

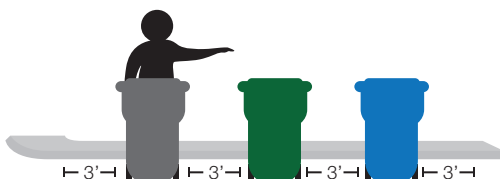
All three carts will be collected on the same collection day. **If your cart is not full, you do not need to set it out.** Each cart should follow the set out standards in Waste Bylaw #1805. Grey carts and yard waste carts are emptied by City of Medicine Hat collectors while blue recycling carts are emptied by the City's contracted recycling collection provider.

For your collection schedule and start/end dates for seasonal yard waste refer to the **Recycle Coach App** on your smartphone/tablet or visit www.medicinehat.ca/collectionschedule.

Front Street Collection

1. Park It

Set carts out on the street with the wheels against the curb by 7 a.m. on your designated collection day. Collection times will vary throughout the day; carts may be emptied any time between 7 a.m. and 5 p.m.



2. Point It

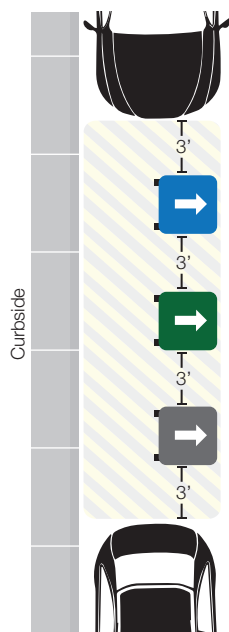
The front of the cart should be pointing to the centre of the road with the wheels against the curb; unless setting near vehicles, then place carts in line with the driving lane.

3. Space It

Ensure 3 feet (1 metre) clearance on all sides. If setting near a vehicle or other obstacle, be sure to leave 3 feet (1 metre) clearance. Spacing is acceptable for collection if you can comfortably walk in between your carts.

4. Return It


As per Solid Waste Bylaw #1805, carts must be returned to and stored on private property after collection.



Rear Lane Collection

1. Park It

Set carts out along edge of the lane by 7 a.m. on your designated collection day. Collection times will vary throughout the day; carts may be emptied any time between 7 a.m. and 5 p.m.



2. Point It

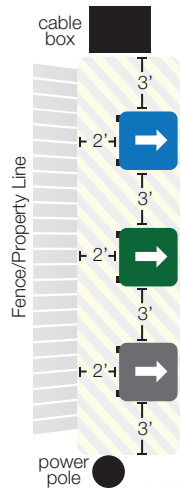
Arrow (on lid) must point to the centre of the lane; with the cart wheels facing the fence/property line.

3. Space It

Ensure 2 feet (0.6 metre) of clearance from the fence/property line to the back of the carts and 3 feet (1 metre) in between. Spacing is acceptable for collection if you can comfortably walk in between your carts.

4. Return It

As per Solid Waste Bylaw #1805, carts must be returned to and stored on private property after collection.





City of Medicine Hat
Environmental Utilities
Phone: 403.529.8176
E-mail: eu@medicinehat.ca

www.medicinehat.ca/eu



Medicine Hat
The Gas City