



Medicine Hat

FIRE & EMERGENCY SERVICES

Fire Safety Activity Booklet



Medicine Hat



ENBRIDGE



Canadian Natural

Hi there, Fire Safety Hero!

We're so glad you're here to **learn all about fire safety.**

This book is filled with fun ways to help you
and your family stay safe.

Colour the pages, play the games, and
become a fire safety expert!



This book belongs to:

Fire safety hero in training





About us

Medicine Hat Fire & Emergency Services has been helping keep our community safe for a very long time — since 1900! We have three (3) fire stations around the city. Do you know where they are?

You'll also see our friend Sparky the Fire Dog throughout this book. He's been teaching kids about fire safety since 1951!

Did you know?

Firefighters wear red shirts on Fridays to show support for soldiers serving away from home. **RED** stands for Remember Everyone Deployed!



Station 1: Parkview Drive next to the River, Station 2:
Trans Canada Way, Station 3: At the Airport

Every fire truck has a special job!

Our fire department has **different trucks** for different emergencies. Some bring big ladders, some carry water and hoses, and some are built for rescue. Every truck has a special job!



• **Ladder Truck** •



• **Rescue Truck** •



• **ARFF** •



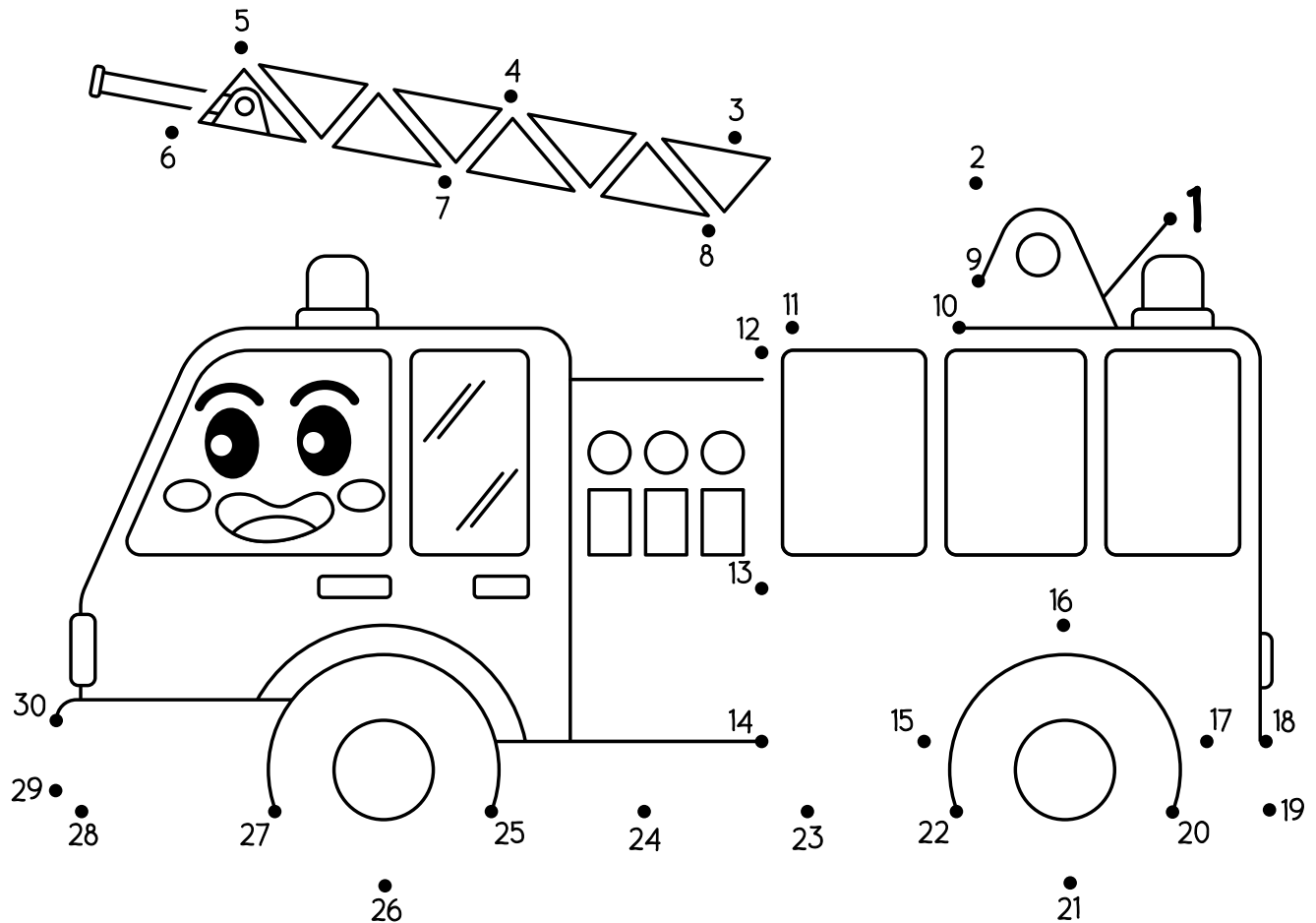
• **Engine** •

Fire truck to the rescue!

Connect the dots. Grab your pencil and **start at number 1**.

Draw a line to number 2, then keep going until you reach 30.

When you're done, you'll discover a fire truck **ready for action!**




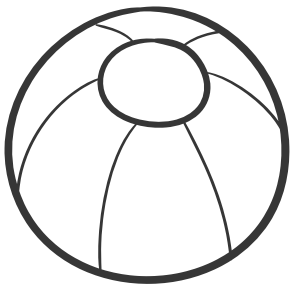
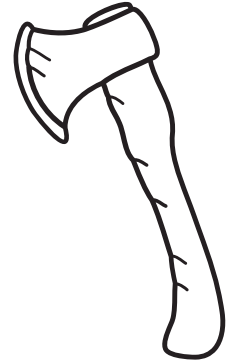


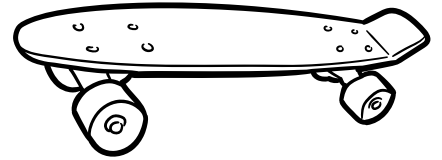
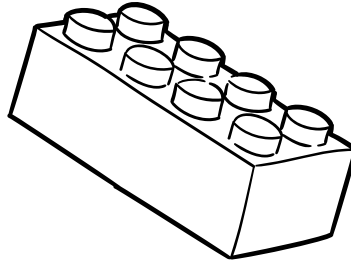



Don't forget to colour it in when you finish!

Tools vs. Toys

Tools are meant for grown-ups.

Tell an adult if you see matches and lighters.



Circle what is okay to play with and put an X on things that are NOT toys.

Charge into fire safety!

Phones, tablets, and computers can get very hot, so they need a safe place to rest. **Never sleep with them in your bed!**


They can overheat and might cause a fire. Always charge them on a flat surface, and never under a pillow or blanket.



Get low and go!

If there's a fire, **STAY LOW**, and crawl under the smoke to get to your nearest exit.



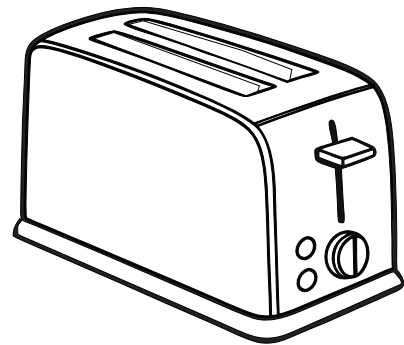
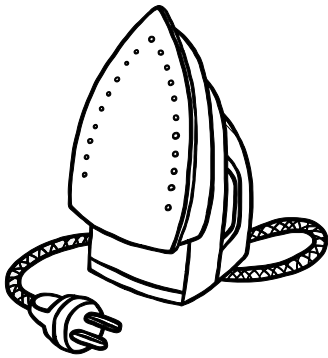
Get out and stay out! Call **9-1-1**!



Hot vs. Not

Things that get hot can cause serious burns. Stay away from hot things and **DO NOT TOUCH**.

If you are unsure if something is hot, stay away, and check with a grown-up.




**Put an X through all items that are HOT
and colour in all items that are NOT!**

Plan a safe escape route

Plan ahead and choose a meeting place. This is a safe spot outside where everyone in your home will go during a fire.

A good meeting place is in front of your home where firefighters can see you - like near a special tree, a streetlight, or a trusted neighbours house.




Draw Your Fire Escape Plan

- Draw a map of your home. Show all **doors** and **windows**.
- Mark **two ways out** of each room.
- Pick an **outside meeting place** a safe distance from your home where everyone should meet.



Firefighters help keep our community safe — not just from fires, but from many kinds of emergencies.

My family escape plan!



Smoke alarms

Sparky says, smoke alarms are very important and every home should have them!

If the smoke alarm sounds, everyone should get outside and go to your meeting place. Stay outside until a grown-up or firefighter says it is safe to go back inside.



Get an adult to test your smoke alarms once a month by pressing the button.

Cooking safety



Cooking safety starts with you!

Have a 3 foot (1 meter) "kid-free zone" around hot things like the grill or stove.

Stop, drop, and roll!

Fire from a match, lighter, fireplace, or BBQ could catch clothes on fire. If your clothes catch fire you should:

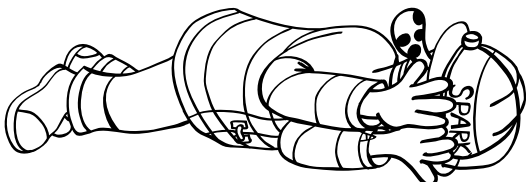
Stop



Drop



Roll



Stop: where you are.

Drop: to the ground.
Lay flat with your legs
out straight and cover
your eyes and mouth
with your hands.

Roll: over and over,
back and forth until
the flames are out!

Ice safety

Ice can look fun for skating and playing — but it can be very dangerous if it isn't thick enough! Always ask an adult before going on or near ice.



Fire safety word search



Find the fire-safety words hidden in the puzzle!

Words can go up, down, across, or diagonal!

C	I	R	E	T	L	E	A	H
A	L	A	R	M	R	O	S	J
S	Z	O	R	I	U	E	A	P
P	Q	L	F	C	G	P	V	F
E	H	I	T	R	U	C	K	E
S	A	E	Z	S	N	Z	D	B
M	O	O	L	I	A	C	L	E
O	L	K	H	P	R	F	R	S
K	E	P	E	F	E	I	E	O
E	X	I	T	R	B	L	E	H

FIRE

EXIT

TRUCK

SAFE

SMOKE

HOSE

ALARM

HELP

Colour the Fire Stations!



These are two of our local fire stations where our firefighters work, train, and get ready to help our community. Colour the stations, the trucks, and anything else you see!

Add your own details! Draw a firefighter waving or a fire dog in front of the station.



Fire truck art

Draw the fire truck using the grid lines as a guide.




Did you know?

Our fire engines carry 500 gallons of water? That's the same as 10 full bathtubs!

Design your own badge!

Every brave firefighter wears a badge - now you get to design your very own!

- Add your name or initials!
- Draw pictures that show fire safety (a helmet, a hydrant, a ladder)!
- Make it bright, bold, and uniquely YOU!

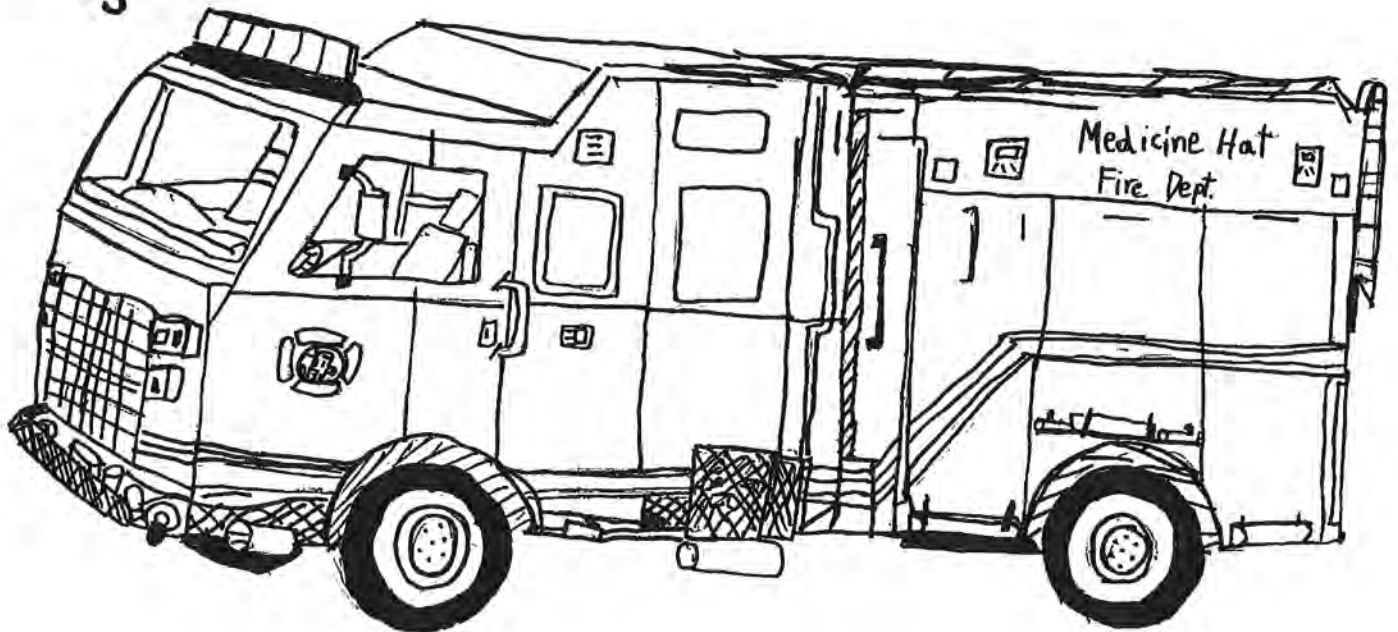


Creative kids of Medicine Hat!

Wow! Kids from Medicine Hat submitted their fire safety art, and these two fantastic drawings came out on top for our contest!

Congratulations to our winners! Your artwork is fire-tastically awesome! Now it's your turn...colour the art from our local contest winners.

Kentaro
CAPE School
Age 9



Abigail
CAPE School
Age 10

STAY
SAFE!
and do
NOT Play with
Fire!



**Fire Safety
Starts With YOU!**

Even small actions can
make a BIG difference.



Calling 9-1-1

My first name is: _____

My last name is: _____

My phone number is:

____ _
____ _

My caregiver's phone number is:

____ _
____ _

My address is:

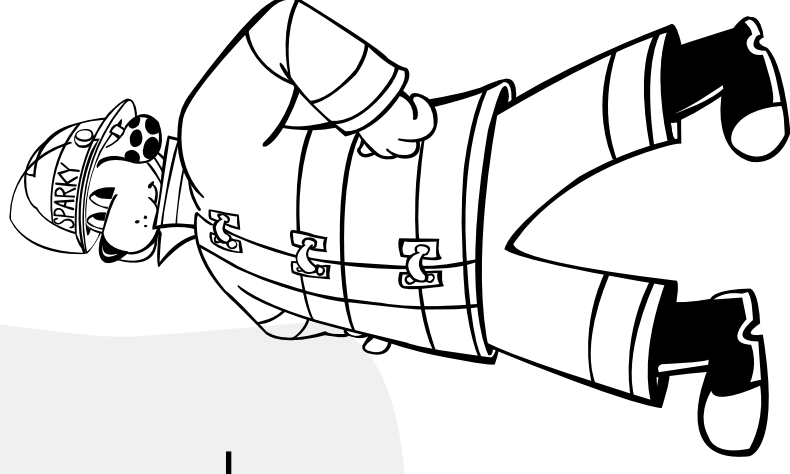


Junior Firefighter

Award

is presented to:

(your name here)

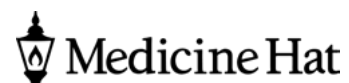


For completing the activity book and
understanding the importance of fire & life safety.

Visit Sparky.org for more fun games!



Crafted with care by Kim Harper,
Pentool Creative.



For more information on fire & life safety visit:
medicinehat.ca/fire

